

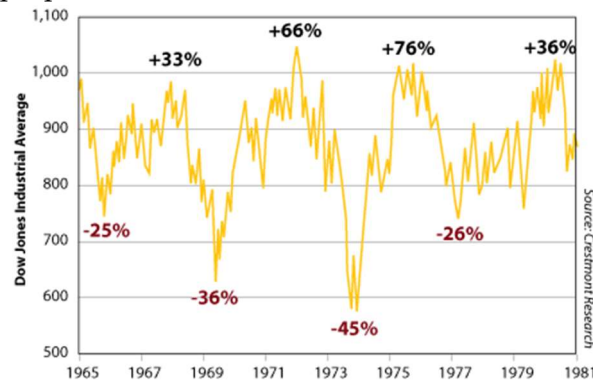


January 18 , 2023

Dear Investor,

2022 ended with another **clear-as-day** message for investors who are looking: asset prices do not rise unless the central bank is diluting your purchasing power. Clear. As. Day.

Your money (units of account) may have hit 'peak dilution' in 2022. We may well be entering a Secular Bear Market. That looks like the chart below, and you are mentally and possibly financially unprepared for it. We'll discuss that in further detail in the pages that follow.



For 17 years, stocks went **nowhere** as the prior post-WW rally was digested.

Americans are mentally unprepared for the possibility of a repeat

Anyone over fifty can relate to the concept of a grandparent delivering a stern word, an angry look, or an occasional whack on the backside, back of head or cheek. It brought one to attention, and usually an excellent, reasonable lesson followed. In later years, you'd reflect and agree Grandma knew more than you then and you had been well served to pay attention.

So here are two slaps.

1. Another term for asset appreciation is 'dilution' of your monetary unit (through inflation) ... which most investors mistake for wealth appreciation: a **LIE** ... *unless banked*.
2. You have been systematically, relentlessly **lied to** about important things that **run your life**: food, medicine, tax systems, asset markets, (s)elections, masks, 6 foot distances and safe-and-effective vaccines (if you took one we've put you in defense mode, not intended.)

The evidence is everywhere, absolutely everywhere, except in what is **put** in front of our faces. Americans have been systematically, mentally emasculated. We are afraid of truth, and egos prevent us from admitting we've been deliberately duped, so things get worse.

We have long thought people would become tired of being lied to, alas, not yet. In between clients dying, talking with clients and family members who deny easily observable patterns, we track and position paper assets within markets (rather, what's left of 'markets') or alert people to conditions. Many will not accept the chart above since they have been conditioned to believe asset prices always rise; conditioning **works**. People are right, except instead it is just that their monetary unit has been always destroyed: **that** is accurate, same result. Call us (even if you have been offended as conditioned), and we will review your allocations.

Best Regards,

Mike Sullivan

President, Certified Financial Planning Professional®

Detail

2022 Q4 results gave a reprieve from the damage of the first three quarters. Foreign markets generally did better than domestic markets. Here are the results:

INDEX	TYPE	Q4	YTD
Standard & Poor's 500	US Based Large Stocks (500)	7.5%	-18.2%
Dow Jones Industrials	US Based Large Stocks (30)	16.0%	-6.9%
Nasdaq Composite	US Based Large Stocks	-1.1%	-33.1%
Standard & Poor's 400	US Based Mid-Cap Stocks (400)	10.7%	-13.1%
Russell 2000	US Based Small-Cap Stocks (2000)	6.2%	-20.4%
Dow Jones Transports	US Based Transportation Stocks	11.5%	-17.6%
Dow Jones Utilities	US Based Utility Stocks	9.8%	1.7%
EAFE International Index	International Large Cap	17.4%	-14.0%
MSCI Emerging Markets	Diversified Emerging Markets	7.5%	-18.1%
Commodities	Bloomberg Commodity Index	2.2%	16.0%
10Y US Treasury Bonds	7-10 Y Us Treasury Bonds	0.3%	-16.6%
3 Month T-Bill	Cash Equivalent	7.5%	-18.1%

Sources: Bloomberg, vanguard.com, yahoo.com

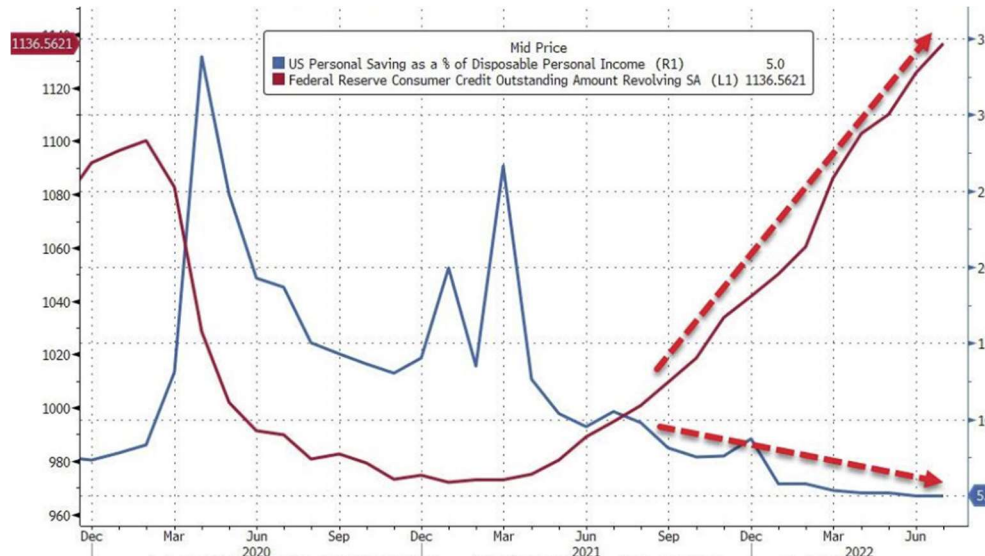
Here are your bullet point highlights for Q4 (and early Q1 2023):

- Almost every traditional asset bounced in Q4, hopes for a 'soft landing' pinned to inflation which was anticipated to roll over (and has through January's CPI).
- Market makers stand a lot to gain if they 'pin' S&P 500 around 4000 into Jan 20th.
- The Nasdaq index performed the worst again in Q4 2022 and for the full year
 - As was the case at Y2k Tech Wreck, what goes up a lot, goes down a lot.
 - It 'held' at the 200 week moving average shown last quarter.
 - Tech, and 'growth' stocks get hit hard when money printing stops
- 2022 saw the Fed removing money to quash inflation its QE caused. The QT (Quantitative Tightening) will almost surely pressure asset prices downward
- The 10 Year Treasury yield (which drives home loans, car loans, etc.) was **1.51%** at 12/31/2021. At 12/31/22 it was **3.88%**. It exceeded 4.2% for a few weeks in Q4.
- Bond prices were pounded all year as rates rose, the worst YTD decline since 1788.
 - They bounced modestly in Q4 as bond markets (far bigger than stock markets) are stating the Fed will have to lower rates again not too far down the road.
 - The reason the Fed would lower rates ('pivot') would be their policy's destruction of wealth ... otherwise known as declining asset prices
- Commodities performed the best, followed by Utilities.

We note a few things for those who have been following markets for a few decades:

- Commodities are 'late cycle' stars ... recall 2008 when oil hit \$148/barrel ... only to tag \$35/barrel a year later. Also recall Wall Street saying it would hit \$200 ...
- Of stock indices, the Dow is often the late cycle star ... note the Dow performing 'less worse' than the other indices as we wound down 2022

We note that while January has started out with a positive tone (boosted by inflation up only 6.5%), earnings and forecasts will ultimately dictate the trend of 2023. We will all have a read on those broadly within the next few weeks, although major banks just started the reporting today with a mix of earnings beats and misses, but warnings on Consumer health, rightfully so. Note the necessity use of credit cards because savings have been crushed:



The money you rightfully worry about in your investment and savings accounts, pales in comparison to the replacement units that have been printed, sent abroad to places like Ukraine, only to work its way back into the pockets of the few, connected parasites.

The dollar has been diluted so persistently, so relentlessly, that investors have come to accept it as not only normal ... but desirable. What just happened in 2022 is the mirage of dollar destruction ran into a brick wall of limitations. All fiat debt-based money regimes run into the same dose of reality eventually, followed by the stage where everybody figures it out.

Double the money supply and the prices of resources, assets, goods and services should follow suit. That's fun for a while for those who own stocks of companies that can raise the prices of the goods they sell or services they offer, but its brutal for everyone else. Welcome to 2022.

The fourth quarter of 2018 showed everyone the necessity for dilution of your dollar to continue. 2022 brought that lesson home in spades ... if you saw it. Remember:

1. **If the central bank, the Federal Reserve, prints money, asset prices rise.**
2. **If the central bank removes money from circulation, asset prices fall.**

So ... what will the Fed do this year? Market bulls celebrate that interest rate hikes have to be nearing an end, so everything will be awesome again. Market bears hold to the belief that we ain't seen nothing yet. The average investor wants 'they always make it go up' again. The Secular Bear market from 1966-1982 did not care two hoots what investors wanted: What investors should want is integrity to return to the monetary system. One way or another, that will happen. It is just a matter of how much turmoil lies between now and then. Was 2022 the extent of a draw down like 1966? Or, are we half way there like 1974? For those closer to retirement, that is an important question to consider.

Simply because 2022 was terrible, does not mean 2023 will be good (of course that is what Wall Street is selling). Remember, Wall Street needs people to want to buy stocks in order to sell them to the public at better prices ... it is an age-old pattern. Before the era of out of control money printing, stocks historically would 'bottom' two or three quarters *after* Fed cuts rates. The actual **act** of cutting rates is a 'pivot'. Wall Street financial media lapdogs have been promoting the word 'pivot', re-defining its historical context to pretend a 'pivot' is the Fed raising rates by less than previously feared, for instance only 0.5% instead of 0.75%. That is not a 'pivot', that is a 'lie'. But ... that is how the system rolls, what is important is that investors can see it. So, the key points for 2023 as we see them are:

- Wall Street boosted prices in Q4 and the first two weeks of '23 selling 'a soft landing'.
 - The Fed, on the record, states 1) it must cause people to lose jobs (so they don't spend), and 2) it does not want asset prices, including stocks, rising as the 'wealth effect' and cause prices to not 'go down' ... their stated objective.
 - Following January's report of CPI +6.5%, three Fed speakers rolled out to state hikes would continue until 'Fed Funds' costs reach 5% to 5.25%, where they will hold them for a while. The Fed Funds rate is at 4.25% now... so 1%+ to go.
- We provided several housing examples last year in quarterly letters. Housing is now rolling over ... note the lag time from rate hikes beginning (Jan) to price movement
 - The potential price drop of a \$400,000 house, based on mortgage rate calculations alone, would be a decline of **-24.0%**
 - As the Housing industry goes, so generally goes the broad economy
 - People will *wait* to buy houses when they see 1) housing prices declining, and 2) the likelihood for rates to decline
 - (see preceding point on bond market rate expectations ... lower)
- Late cycle assets performed relatively well as 2022 closed (oil, commodities, DJIA)
- The cost of borrowing money is higher than has been sustainable without QE . money printing. Cost of money matters to the broad public, hence the economy and markets.
- Opportunity always exists in markets. IF the Fed is close to concluding their rate hikes, and will actually have to reduce rates at some point, the US Dollar may lose its strength and global money may move towards areas which offer better potential. That may make foreign markets more attractive, particularly Europe perhaps which may benefit from ferocious levels of inflation plummeting moreso than in the US, coupled with a winter that has thus far been relatively mild which reduces fear of Europeans being crushed by energy costs for heat and electricity. Additionally, China is once again open for business. Global opportunities may lead this year.

We anticipate, as the bond market predicts, that the Fed will achieve their targeted asset price declines, people will indeed feel less wealthy, and prices will cease to hyper-inflate ... as long as the Fed and its antics retain control of the monetary system. Should we let them?

Newsflash: the Fed **does not control** the public's faith in the monetary system, the public does. The Fed does **not even control interest rates**, the bond market does. The Fed always 'acts' only when they have to do so ... in normal times. The Fed is now dealing not only with their very visible policy errors of printing that stoked high inflation, then reducing money supply which brings pain to the public. They are also dealing with the very visible and numerous acts of their own members, who set policy and traded their personal accounts

for profit, yet suffered zero consequence. The Atlanta Fed head was the latest culprit. Their credibility is damaged, with very good reason, people are starting to see it... many now do. But, the proper loss of faith may come with a price that everyone pays, unfortunately.

Fed graft aside, the bond market is stating the Fed must lower rates again soon. They have to have a reason to do that: likely price declines. **IF**, and that is a big word, IF the Fed's goal is to perpetuate the system, they will almost with mathematical certainty, have to both lower rates and begin printing money again. At that point, investors will get to choose whether or not to increase their risk exposure again in an effort to increase their account balances. And, at that point, the choice will be whether or not to allocate into the fully-diversified portfolios which have achieved growth while relentless money printing has succeeded, or to merely allocate in for an upward ride with the intention of moving back to the sideline.

That is a **very different** market mentality and investment strategy than has existed since 1987 when Fed Chairman Greenspan opened up the era of bailouts, booms and busts.

THAT, is a secular bear market environment, last seen from 1965-1982 as the chart on the first page illustrates. There are numerous risks with that type of environment, first and foremost the risk of 'timing' the market wrong. Nonetheless, if you do not have a 30 year time horizon for growing and withdrawing assets, Secular Bear Markets are something you should seek to understand. The scenario for 2023 remains the same as that held out for 2022:

1. Bear Market Rally: designed to entice investors back into 'buying' mode where they will then be sold shares of stock at higher levels before the market rolls back over and declines further.
2. Weimar Republic: That chapter in history where prices accelerate upward, in a blow-off top, where everyone fears getting ravaged by inflation so they panic-pile further into stocks.
3. Healthy Rally: arrival of decent earnings **with decent forecasts**. Supply chain issues and cost inflation will shed light on forecasts which have cooled overall. We'll see how much.

Do we rebound instantly as Wall Street is selling? Or do we roll over further before climbing again? Climbing will only occur if interest rates are lowered, and more monetary units are created (thus purchasing power destroyed some more), if not by the Fed, by other central banks. The question then will be whether or not you want to participate in the dollar-destruction / asset price appreciate game to a greater extent ... IE put currency units at risk.

Add in the competition the US Dollar now has as the 'Reserve Currency' from the BRICs that we discussed last quarter, and the backdrop remains very sketchy.

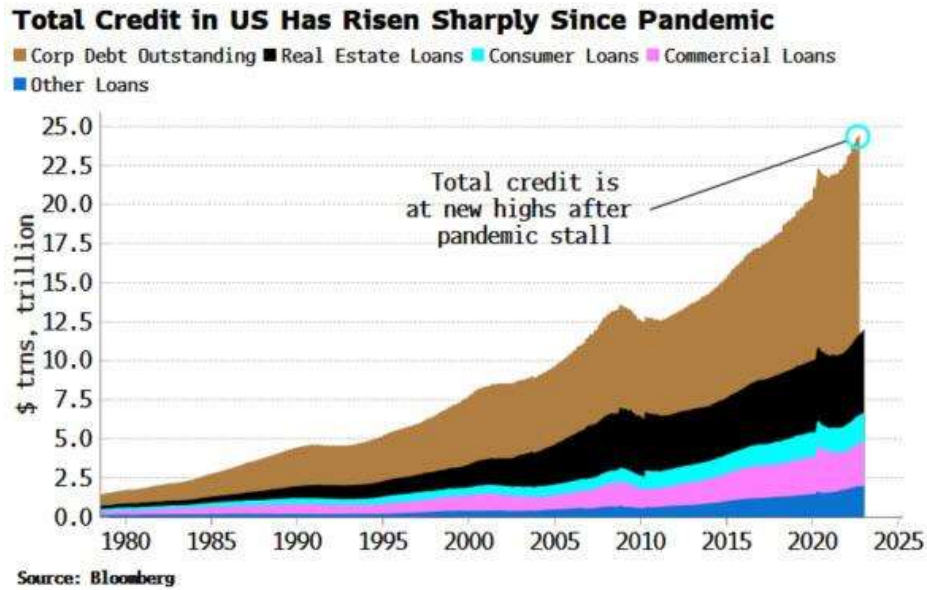
As further evidence of the sketchy backdrop, two normal economic charts are presented below. The first chart illustrates the impact of the money removal (Quantitative Tightening) on the real backbone of the economy, manufacturing, the NY Empire Manufacturing Index just dropped precipitously. The second illustrates the extent to which everything is operating on Credit, which as we know from the sizable rate hikes has become much more expensive than it was at the start of 2022:

Manufacturing in New York:



Source:
ZeroHedge

And credit:



It seems that the euphoria the first two weeks of January may be yet another head fake. We will find out soon enough.

Call us if we can help you consider this perspective and adjust allocations as you deem best to either seek appreciation in subsequent up cycles, or protect from any further declines. We can be reached at (614) 698-0333 (FFF).

The opinions and forecasts expressed are those of Mike Sullivan and may not actually come to pass. This information is subject to change at any time, based on market and other conditions and should not be construed as a recommendation of any specific security or investment plan. Past performance does not guarantee future results. An investor cannot invest directly in an index. The Standard & Poor's 500 (S&P 500) is an unmanaged group of securities considered to be representative of the stock market in general. The Dow Jones Industrial Average (DJIA) is a price-weighted average of 30 significant stocks traded on the New York Stock Exchange and the Nasdaq. The NASDAQ Composite Index is an unmanaged, market-weighted index of all over-the-counter common stocks traded on the National Association of Securities Dealers Automated Quotation System. The Standard & Poor's 400 Mid Cap Index tracks the stocks of 400 mid-size U.S. companies. The Russell 2000 Index tracks the stocks of 2,000 small U.S. companies. The Dow Jones Transportation Average (DJTA) is a price-weighted average of 20 transportation stocks traded in the United States. The Dow Jones Utilities Average (DJUA) is a price-weighted average of 15 utility stocks traded in the U.S. The Morgan Stanley Capital International Europe, Australia and Far East Index (MSCI EAFE Index) is a widely recognized benchmark of non-U.S. stock markets. It is an unmanaged index composed of a sample of companies representative of the market structure of 20 European and Pacific Basin countries and includes reinvestment of all dividends. Individuals cannot invest directly in an index. The Nikkei 225 Index is the Japanese equivalent of the US Dow. Price-weighted average of 225 stocks of the first section of the Tokyo Stock Exchange. The Hang Seng Index is a free float-adjusted market capitalization-weighted stock market index in Hong Kong. Investments in precious metals such as gold involve risk. Investments in precious metals are not suitable to everyone and may involve loss of your entire investment. These investments are subject to sudden price fluctuation, possible insolvency of the trading exchange and potential losses of more than your original investment when using leverage. Silver Oak Securities and its Representatives do not make a market in, conduct research on, or recommend purchase or sale of securities mentioned.